

Daily Kindergarten Work
 Week of September 21th - 25th
 Fully Remote Students











	Reading	✓	Math	✓
Monday 9/21/20	<p>Recognizing Names Lesson:</p> <p>Read names in Name Chart (keep laminated one for future use!)</p> <p>Use the 2nd name chart and circle all the names that have the same first letter.</p> <p>Self Portrait: On the cardstock draw a picture of yourself to be put in the class name book! Add color and details!</p>		<p>My Number Book: Focus on numbers 0-4. Read the number poem while practicing writing the number.</p> <p>Number writing Practice: Practice writing numbers 3 and 4.</p>	
Tuesday 9/22/20	How I Got My Name Activity		Math About _____ worksheet.	
Wednesday 9/23/20	<p>Read a book of your choice or listen to a read aloud on Storylineonline.net</p> <p>Record story on your Reading Log.</p> <p><u>Suggested Story: Alma and How She Got Her Name</u></p> <p>Link: https://safeYouTube.net/w/caXcb</p>		<p>Number writing Practice Packet</p> <p>Work on writing the numbers 1, 2, 3 and 4</p>	
Thursday 9/24/20	<p style="text-align: center;">Read Aloud: Guji Guji by: Chih-Yuan Chen</p> <p style="text-align: center;">Link: https://www.storylineonline.net/books/guji-guji/</p> <p style="text-align: center;">Color and Cut Guji Guji and friends Worksheet!</p>		<p>Shapes Unit: Look over the different shapes. Talk about straight lines and curved lines.</p> <p>Complete Shapes with Curves/without curves Math Sort</p>	
Friday 9/25/20	<p>Read Sight Word Book: I See</p> <p>After reading circle the sight words: I & see</p> <p><u>Read once more pointing to each word as you read them!</u></p>		<p>Number Racoons Order 1-10 Cut and Paste in the correct order. Feel free to color!</p>	

All the work listed above will be expected to be completed and returned back to school at the end of the week.

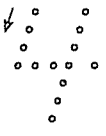
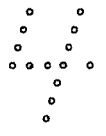
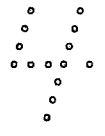
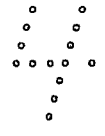


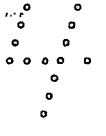

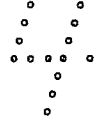

*In addition to the activities listed above please complete the September Morning Work Packet (Your student should complete 1-2 pages a day!)


NAME _____

Numeral Writing Practice 3's

Numeral Writing Practice 4's



Have your child write the letters of their name in the flags. They can decorate the page however they would like.

This is me

Have your child draw a picture of themselves here.


This is who named me

Have your child draw a picture of who named them.

This is why they picked my name

Have your child draw a picture of who they were named after or why they were given their name.

Use these lines to write an explanation so I can help them tell their story to the class.



This is me

A large rectangular box with a double-line border. The inner rectangle is significantly smaller than the outer one, leaving a wide white space in the center for drawing or writing.

This is who named me

A rectangular box with a double-line border. The inner rectangle is smaller than the outer one, leaving a white space for drawing or writing.

This is why they picked my name

A rectangular box with a double-line border. The inner rectangle is smaller than the outer one, leaving a white space for drawing or writing.

Math About

Self Portrait



I
am

years old.

I have

pets.

I have

letters in
my name.

I've lost _____
teeth.

My
Favorite
Number

brothers

I have

people in my
family.

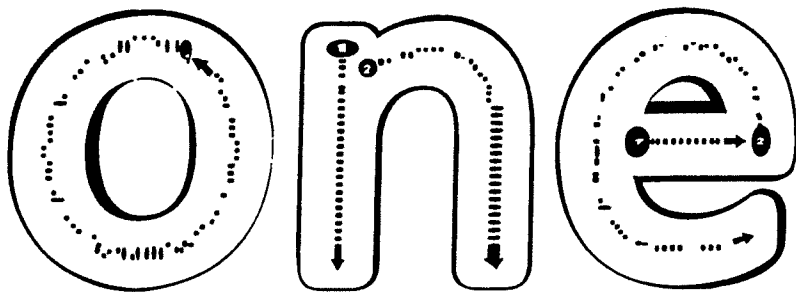
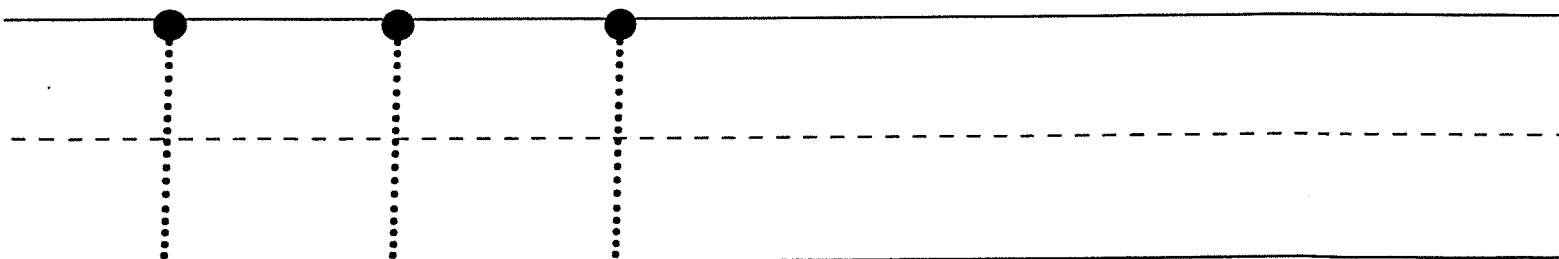
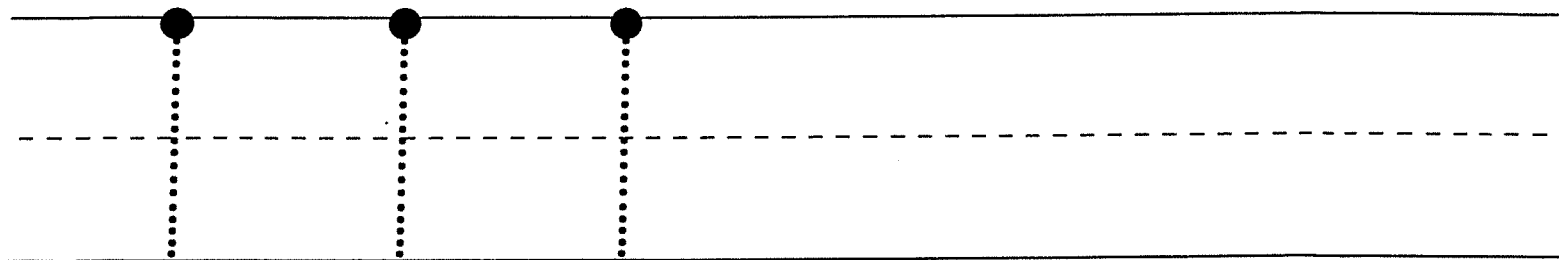
sisters

Name: _____


Number Review



Trace & Write it



Color 1 picture

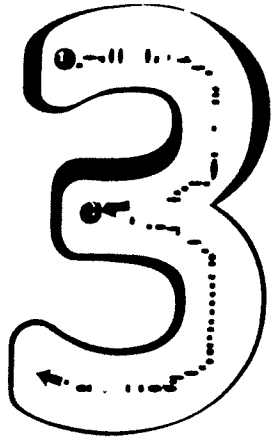


Find the number

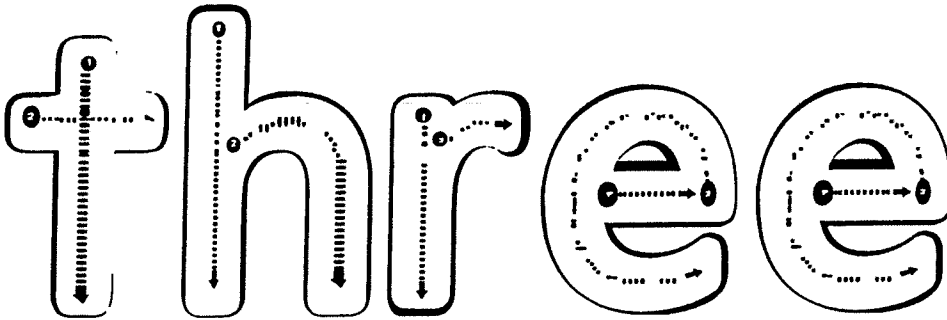
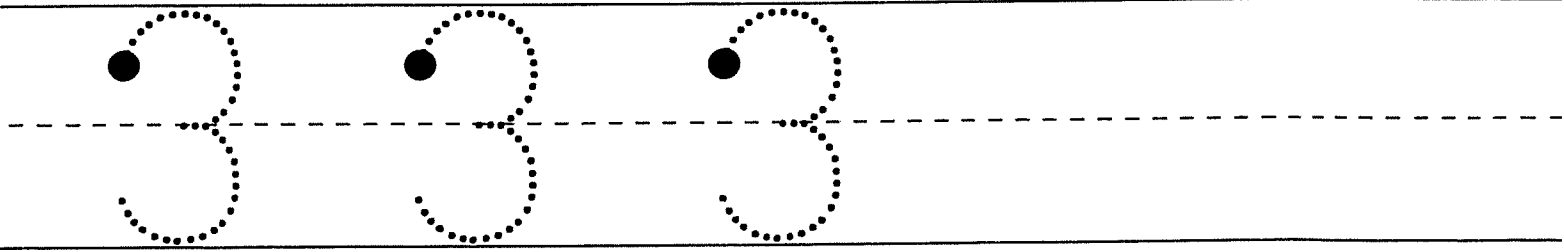
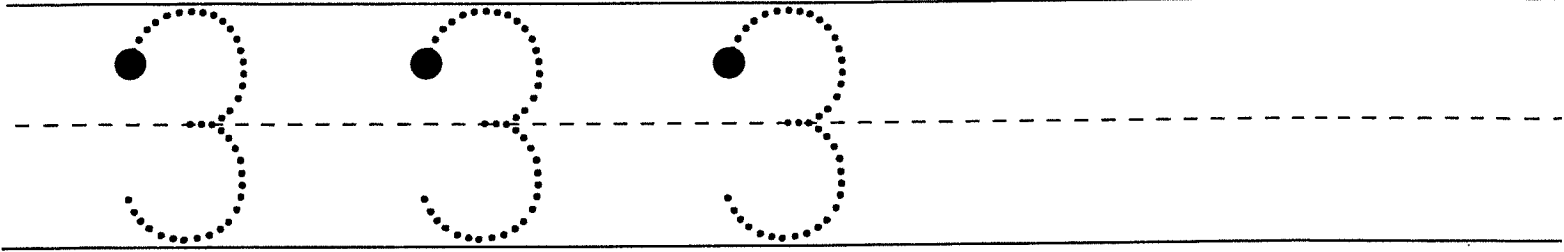
1	4	2	6
5	1	1	9
1	3	1	8
7	1	10	1

Name: _____

Number Review



Trace & Write it



Color 3 pictures



Find the number

7 3 4 9

3 1 3 3

8 6 3 2

3 3 5 10


Name: _____



Color and cut Guji Guji and friends

Paste to a popsicle stick

Retell the story




Name _____

Date _____


Sort the shapes.

Shapes with a Curve

Shapes without a Curve




I see



New sight words: I, see


*An Emergent Reader from www.hubbardscupboard.org © 2003
Clipart Copyright © Microsoft Corporation 1987-2001. All rights reserved*

I see




New sight words: I, see



*An Emergent Reader from www.hubbardscupboard.org © 2003
Clipart Copyright © Microsoft Corporation 1987-2001. All rights reserved*





I see crayons.



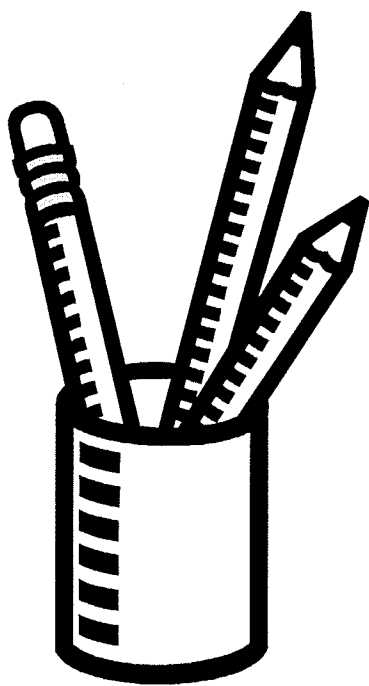
I see crayons.



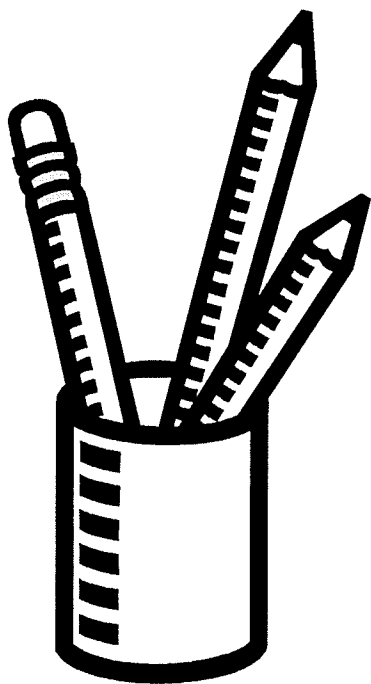
I see books.




I see books.




I see pencils.



I see pencils.



I see blocks.




I see blocks




I see paint.



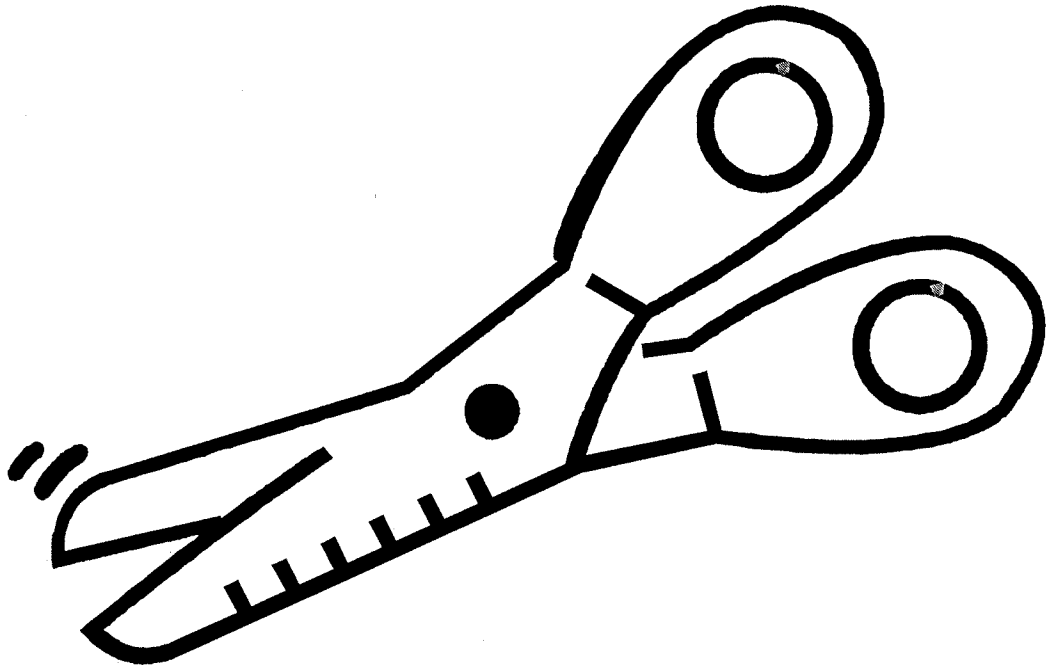
I see paint.



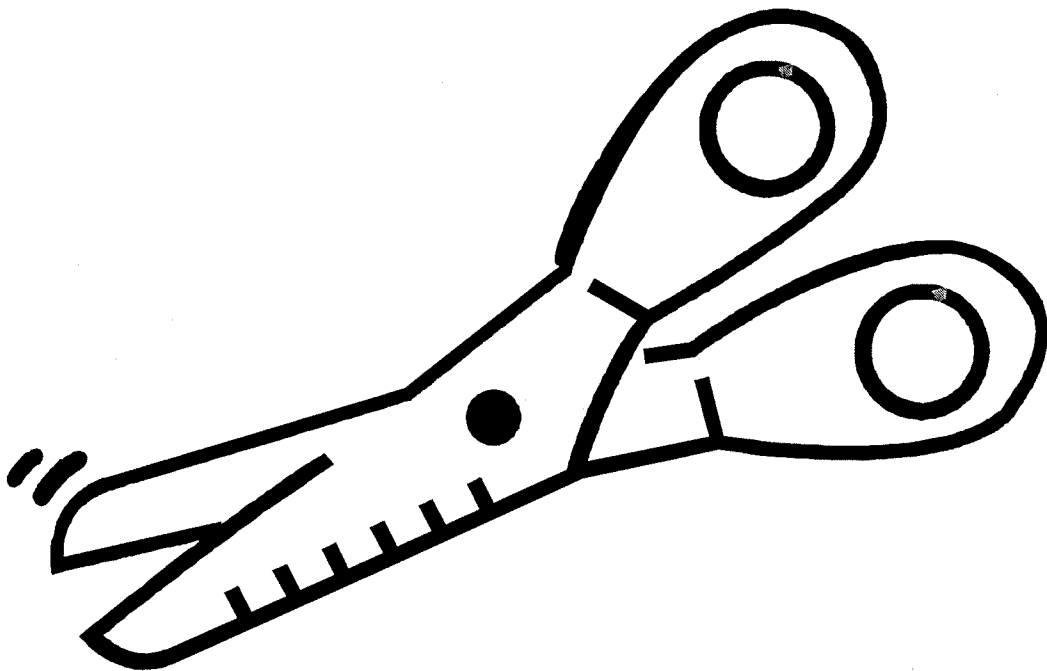
I see computers.



I see computers.



I see scissors.



I see scissors.


















I see friends!



I see friends!

Number Raccoons

Name: _____




SEPTEMBER

morning work

name




I can write my name:



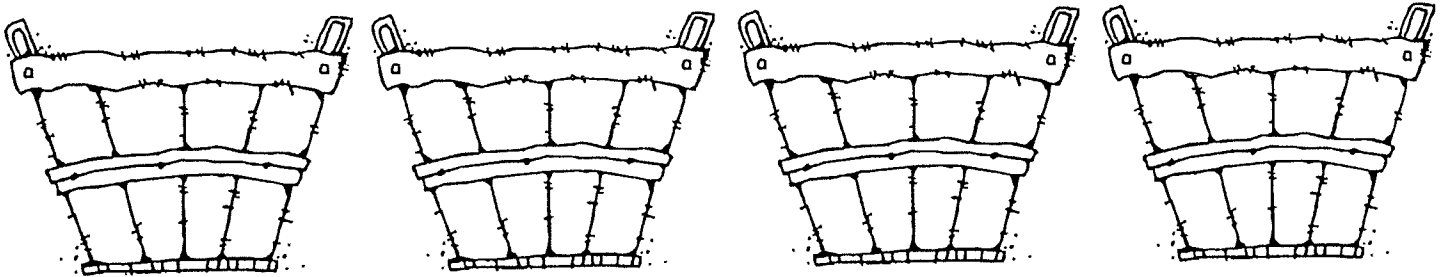
I can write the number:

I can count and color the blocks:

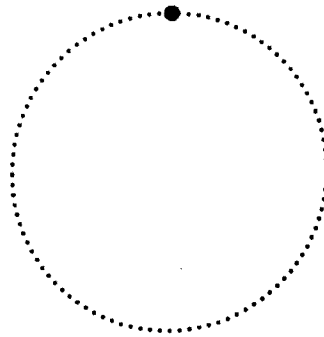
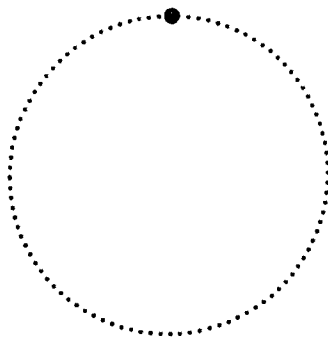



--	--	--	--	--


I can color !:




I can draw a circle:





I can write my name:




I can write the number:





I can count and color the blocks:




I can color 2:




I can draw a square:





I can write my name:

I can write the number:

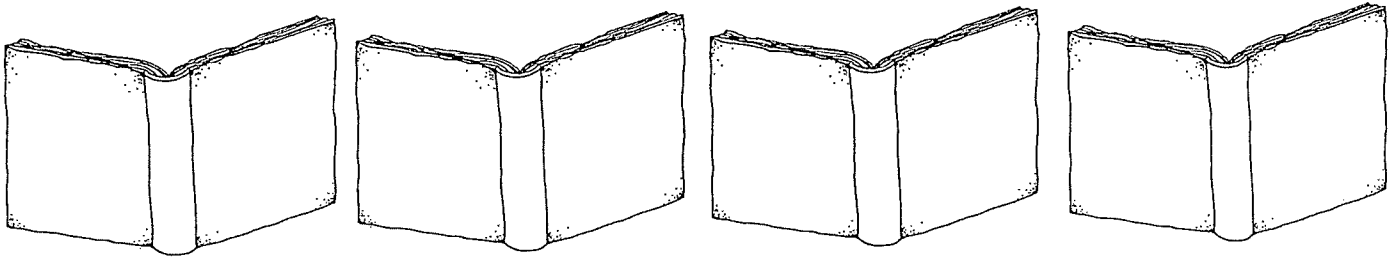


I can count and color the blocks:

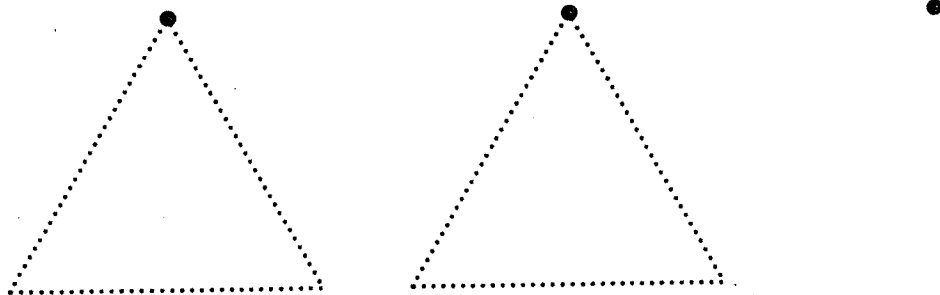




--	--	--	--	--

I can color 3:



I can draw a triangle:






I can write my name:

I can write uppercase and lowercase letters:

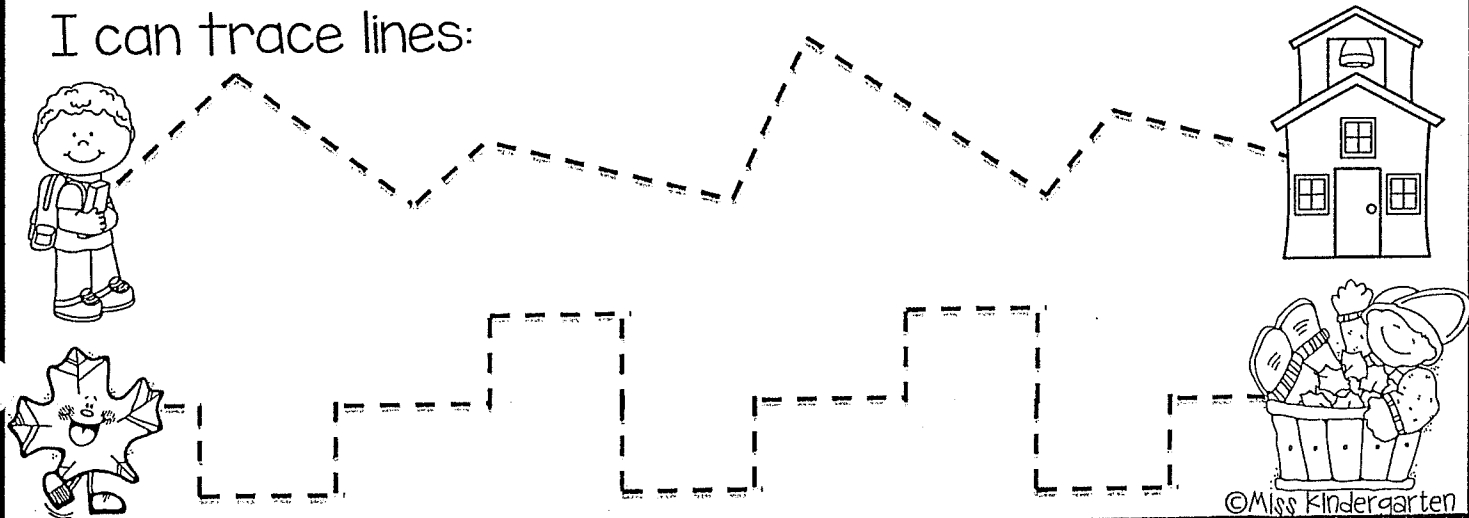
D

d


I can color pictures that begin with "d":



I can trace lines:



I can write my name:

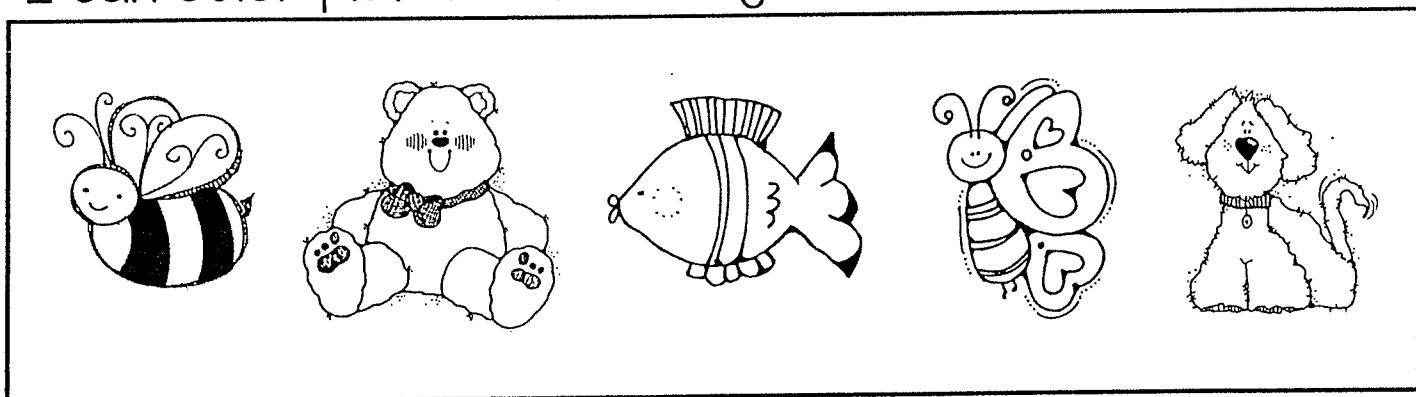


I can write uppercase and lowercase letters:

B

b

I can color pictures that begin with "b":



I can trace lines:

